

WIRING DIAGRAM SYMBOLS



BATTERY



CONNECTOR
OR SPLICE



CIRCUIT
BREAKER



CAPACITOR



COIL



DIODE



FUSE



FUSIBLE
LINK



GROUND



LED



RESISTOR



SINGLE
FILAMENT
BULB



DUAL
FILAMENT
BULB



HEATING
ELEMENT



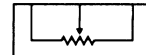
SOLENOID
OR
COIL



VARIABLE
RESISTOR



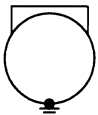
CRYSTAL



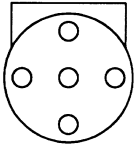
POTENTIOMETER



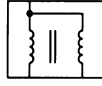
HORN OR
SPEAKER



ALTERNATOR



DISTRIBUTOR
ASSEMBLY



IGNITION
COIL



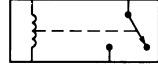
SPARK
PLUG



STEPPER
MOTOR



HEAT
ACTIVATED
SWITCH



RELAY



NORMALLY
OPEN
SWITCH



NORMALLY
CLOSED
SWITCH



GANGED
SWITCH



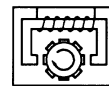
3-POSITION
SWITCH



REED
SWITCH



MOTOR OR
ACTUATOR



SPEED
SENSOR



JUNCTION
BLOCK



MODEL
OPTIONS
BRACKET